

## HPP Performance – May 2022

### Summary

#### Public Safety and Crime Prevention

The month of May showed a 12.6% decrease in reported incidents (355) when compared to April's (406). This is a 8% increase compared to May 2021.

There has been an escalation of burglary incidents in recent weeks, particularly in Voëlklip. We are pleased to announce that Law Enforcement with HPP have made several arrests in connection with the burglaries. Despite the arrests, however, there continues to be reported incidents in the area. HPP again appeal to home owners and businesses to ensure your property is secured. Based on the daily HPP reports, residential burglaries are often the cause of owner negligence; not activating alarms, or leaving doors and windows open during the night, or when owners are not at home. Please secure your home – day and night!

Public disorder and vagrancy issues remain an ongoing issue in the CBD. The number of incidents in these categories decreased to 152 compared to April's 203. Of the reported 152 incidents of public disorder, 83 were vagrancy incidents (down from April's figure of 109), 54 were loitering incidents (down from the April's figure of 62), 8 were unruly behaviour incidents (down from the April's figure of 11) and 7 incidents of intoxication, drinking in public and fighting (down from April's figures of 21).

In addition to HPP recovering numerous stolen property during the month, several of reported incidents resulted in the arrest of 10 suspects during the month; 3 as a result of CCTV intervention and 7 as a result of the team in the field as well as supporting security companies and neighbourhood watches.

Arrests were made up of the following:

- 3 x Arrests for shoplifting.
- 3 x Arrests for being in possession of possible stolen items.
- 2 x Arrests for drunk and disorderly
- 1 x Arrest for trespassing
- 1 x Arrest for theft

**ALERT: Secure Your Home Day & Night**

Ensure that you have emergency numbers ([download a printable emergency contacts here](#)) readily available should an incident occur.

[Read more safety tips on the HPP website here.](#)

Contact HPP 24/7 on **087 550 5295**

The busiest suburbs for May were CBD (113 reports, of which 36 were crime related), Voëlklip (60 reports, of which 9 were crime related), Westcliff (42 reports, of which 9 were crime related), Industrial Area (32 reports, of which 7 were crime related), Northcliff (29 reports, of which 7 were crime related) and Eastcliff (20 reports, of which 3 were crime related). It is important to note that not all incidents reported are crime related. Many of them are public assistance or preventative action taken by HPP.

Incidence of robberies have decreased in the Still and Church street areas, however, there has been a noted increase in criminal activities in Swartdam Road between the clinic and Still Street. Please remain vigilant when travelling these roads and ensure all doors are locked and windows closed. Overstrand Law Enforcement is aware of the increase in incidents.

HPP continue to carry out Special Operations which include visible foot patrols at night, implementing listening posts at night and conducting “sweeps” of the bushes.

## SAFETY IN PUBLIC SPACES



Keep valuables out of sight. Keep your phone in a bag or pocket.



Do not leave belongings on the table at restaurants. Ensure your handbag is secured and in your sightline.



Be alert to your surroundings. Report suspicious activity.



Walk in groups. There is safety in numbers.



If you do not feel safe, turn around and walk away. Seek assistance.



Save emergency numbers to your phone.



Do not give money to strangers begging. Rather donate to a recognized charity.



We caution residents to take care when shopping or working in the CBD and while walking the cliff paths and advise that you have the HPP emergency number saved to your phone – **087 550 5295**.

## Cleansing

The HPP cleaning and clearing services team covers the Cliff Path regularly in sections, namely: Roman Rock to the Marine Hotel; Gearings Point to New Harbour; Hoy’s Koppie and Bekker’s Park and Grotto East to Kraal Rock. In May, a total of 210 black bags, down from 260 in April, were filled up along the path including the cleaning of all the beach and path rubbish bins, as well as parking areas along the Cliff Path.

The HPP cleansing team will now operate over public holidays. This will ensure the areas HPP service are clean and tidy for residents and visitors during the increase in activity along the Cliff Path.

We again appeal to users of the Cliff Path to adhere to the by-laws and work together to ensure that the Cliff Path remains a top attraction and a joyful experience for everyone who uses it.

The main points of the by-laws include:

1. Littering is not permitted. Please place your litter in a bin or take it home with you.
2. All dogs must be on a leash, without exception.
3. Dog owners must pick up after their pet.
4. Consuming alcohol in public is prohibited.
5. Making fires in non-designated areas is not permitted.

Any contravention of these by-laws can be reported to the Municipality's Law Enforcement at 028 313 8996 or Control Room 028 313 8000 / 8111. Alternatively send an email to [enquiries@overstrand.gov.za](mailto:enquiries@overstrand.gov.za).

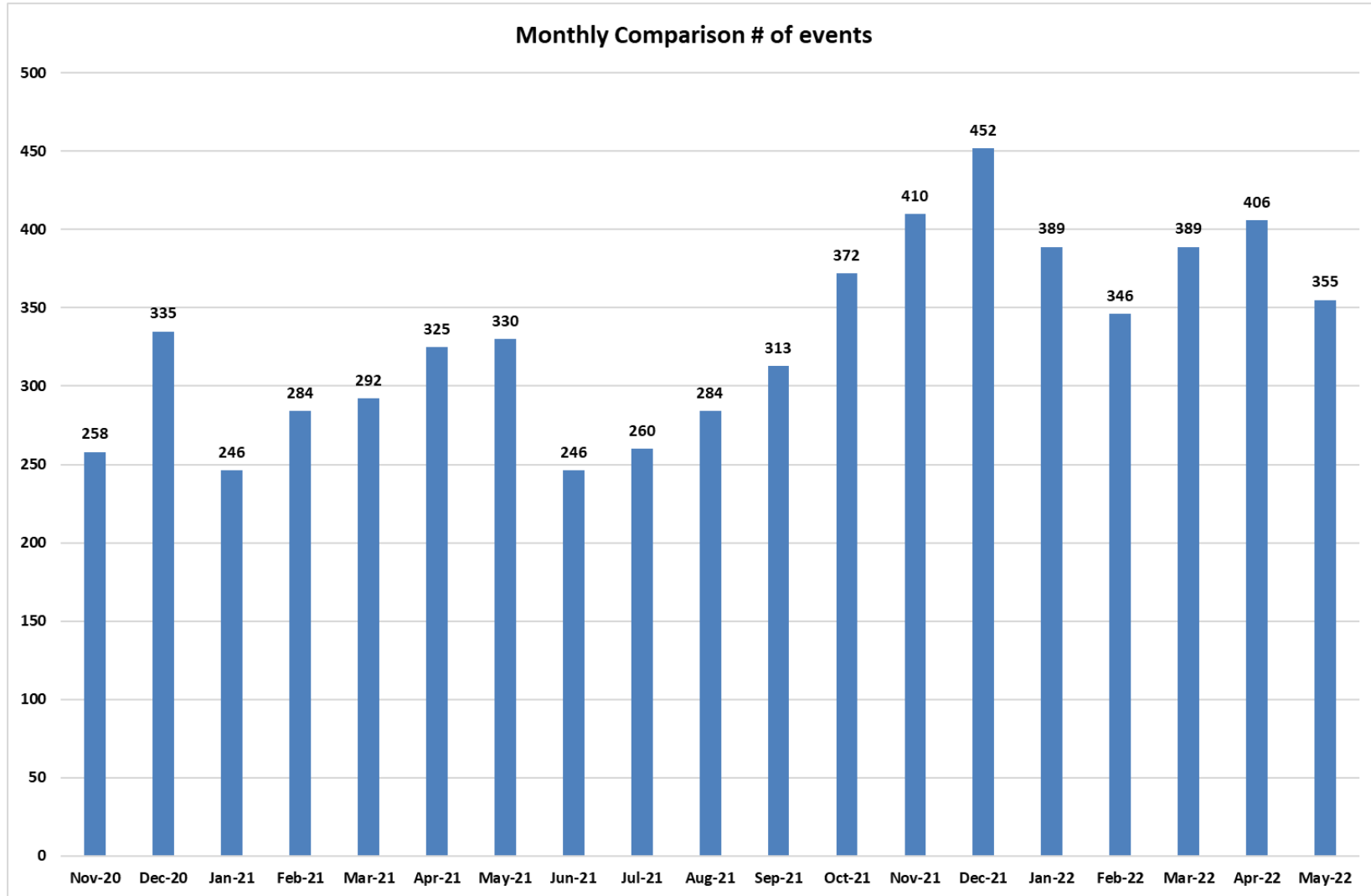
## Satisfaction Survey

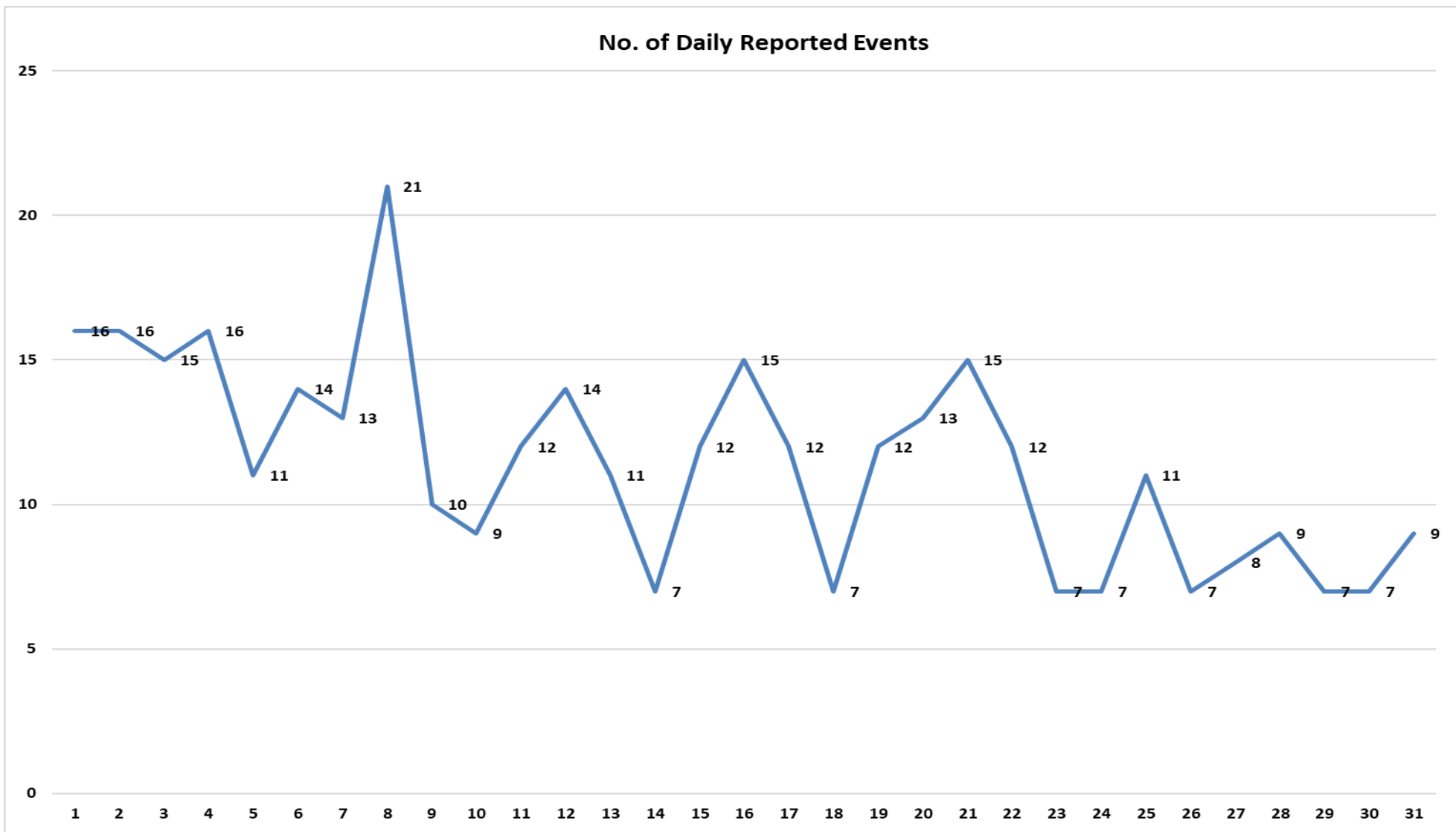
The intention of the satisfaction survey is to ascertain the general opinion of Hermanus SRA ratepayers about the service provided by HPP. The outcome of the survey will assist the HPP NPC Board to determine what improvements can be made to the current services provided as well as establish which issues residents would most like to see addressed.

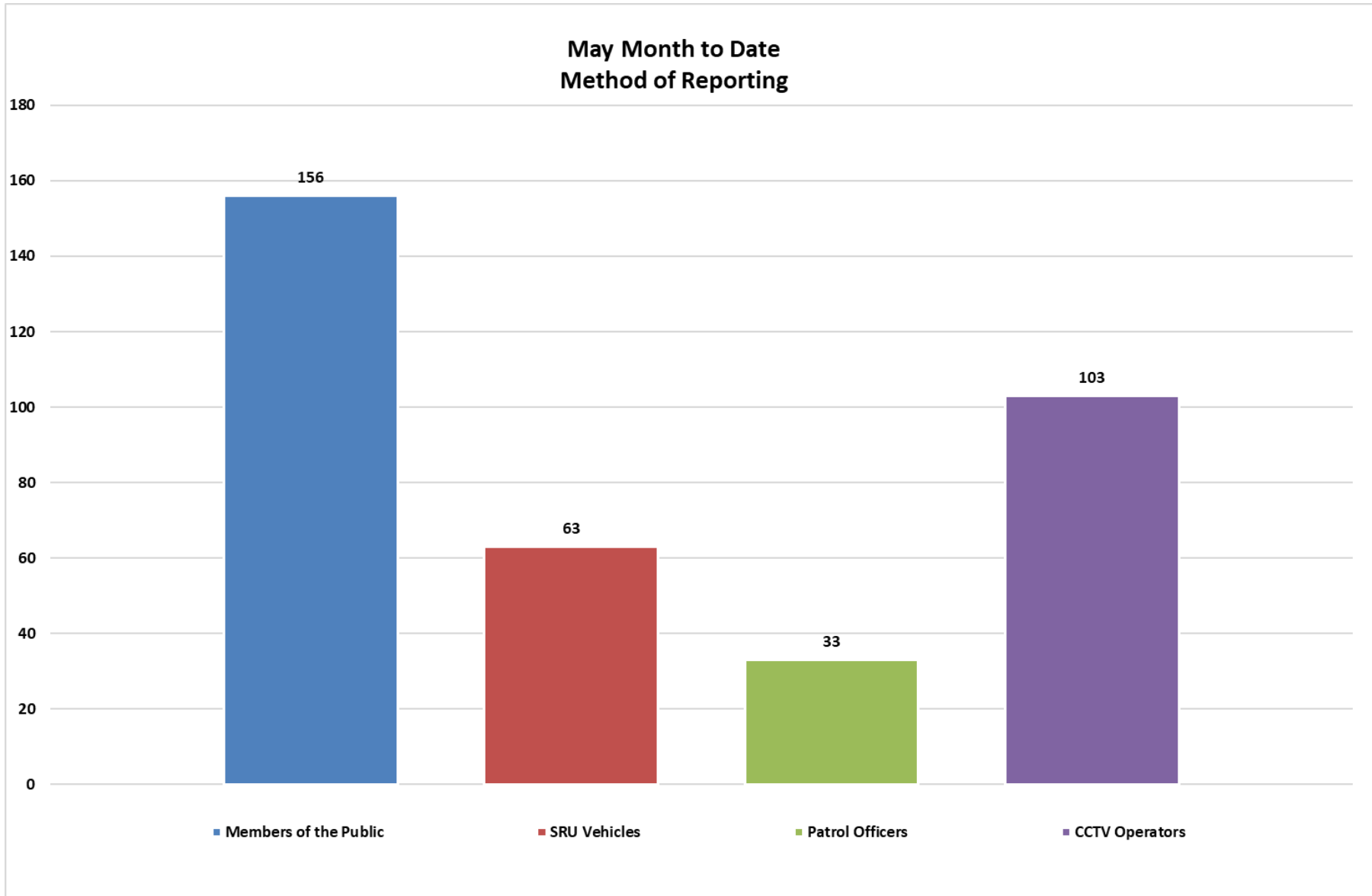
Complete the survey now! The HPP Satisfaction Survey won't take more than 4 minutes of your time – follow the link to share your views <https://www.surveymonkey.com/r/9FJDD72>

The composite results will be published mid-July 2022.

## Public Safety and Crime Prevention for the period 01/05/2022 – 31/05/2022

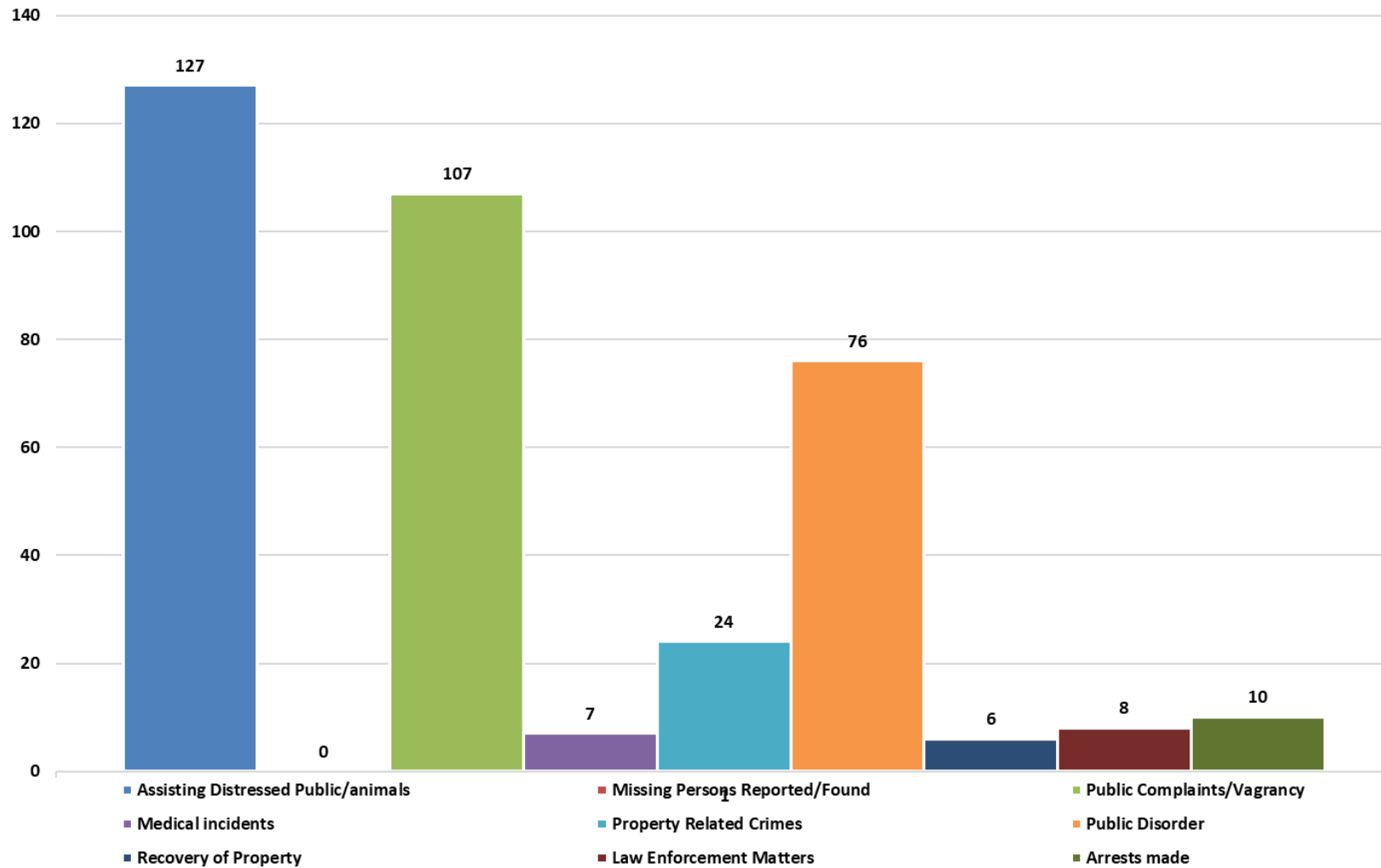






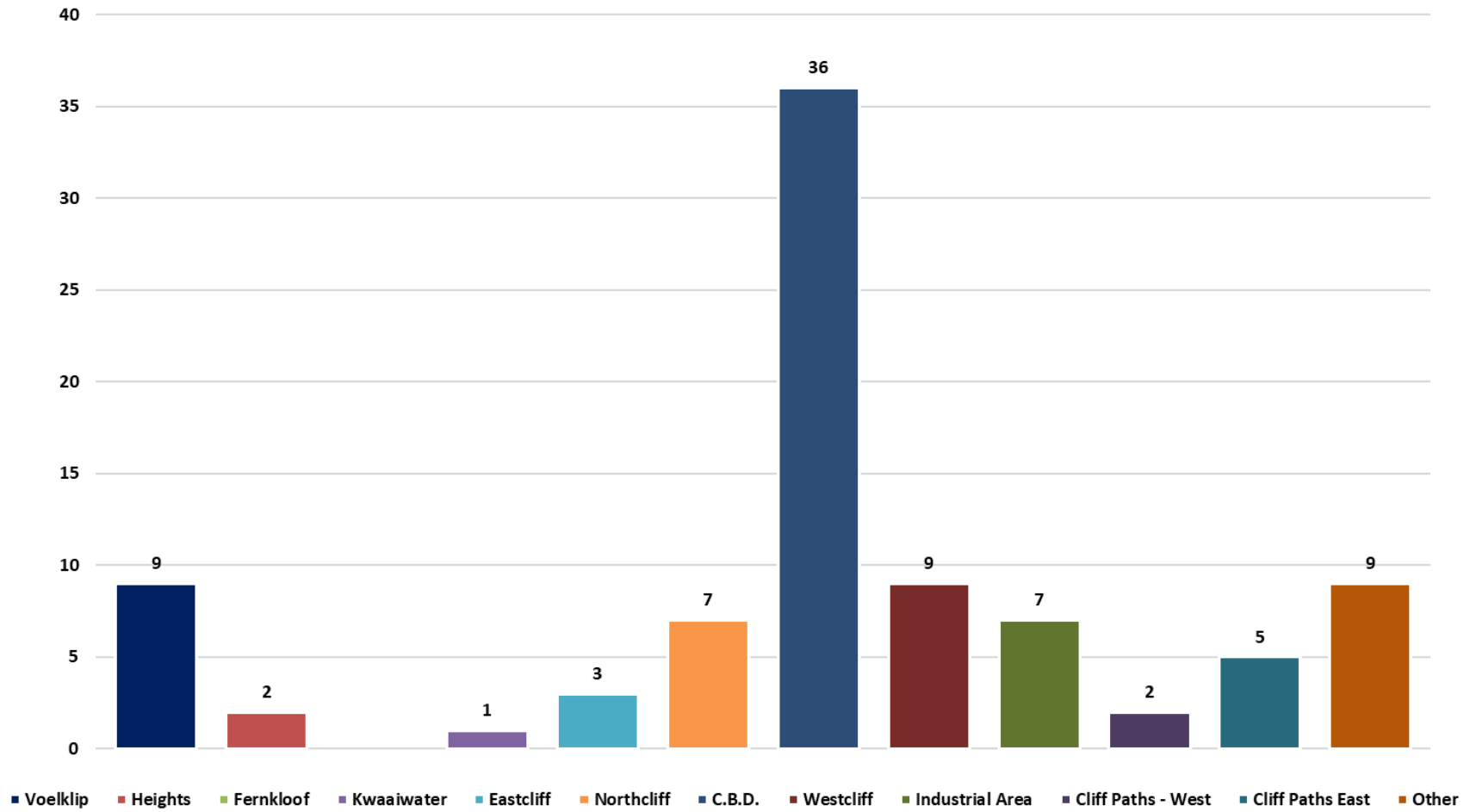


### May Month to Date Overall Summary





### May Month to Date Crime Only Reports per Suburbs





**May Month to Date  
Non-Crime Reports per Suburbs**

